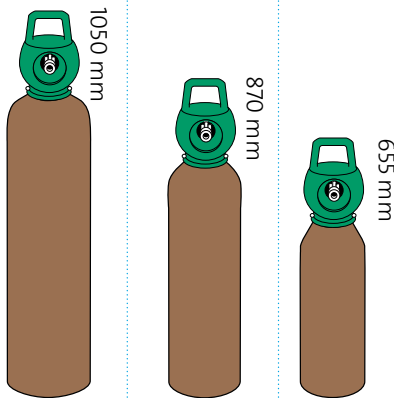


Select the Balloonium[®] cylinder that's right for you:

Size	X30S	X20W	X10W
Contents	7,82 m ³	5,21 m ³	2,61 m ³
Weight	49 kg	25 kg	12 kg
Height	1050 mm	870 mm	655 mm
Diameter	230 mm	203 mm	176 mm

Balloon type	Number filled per cylinder		
9" Latex	935	620	310
10" Latex	860	575	290
11" Latex	605	400	200
12" Latex	495	330	165
16" Latex	195	130	65
18" Foil	535	360	180

* Note that inflation figures are approximate. Temperature, manufacture of balloon and inflation technique will affect the number of balloons inflated.



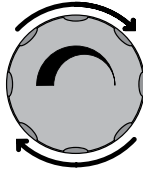
X10W cylinder pictured

Balloonium[®] cylinders are available from over 200 outlets in the UK and Ireland.

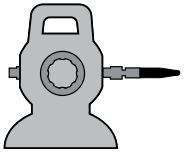
Operating instructions

For your safety, wear eye protection

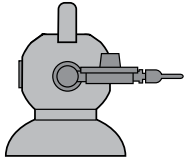
1. Make sure the valve is closed



2. Fit the inflator (it is a push fit connection)

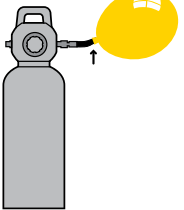


For latex balloons



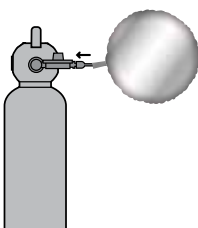
For foil balloons

3. Open the valve and place the balloon over the tip



For latex balloons:

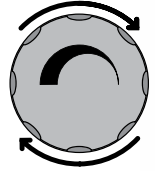
Tilt the inflator upwards to inflate the balloon. Inflate balloons until round (not pear-shaped)



For foil balloons:

Push in the filling tip to inflate. The inflator will automatically cut off when the balloon is fully inflated

4. When you have finished inflating balloons, close the cylinder valve. Drain any residual gas in the inflator by tilting the latex inflator or pushing the foil inflator tip.



5. Remove the inflator by depressing the sleeve on the quick-fit connection, while holding the inflator securely.

